



INDIAN SCHOOL AL WADI AL KABIR  
DEPARTMENT OF MATHEMATICS

REVISION WORKSHEET

(ANSWER KEY)

RESOURCE PERSON – Mrs. Anuradha Sharma

NAME: \_\_\_\_\_ CLASS: I SEC: \_\_\_\_\_ DATE: \_\_\_\_\_

Q1. Write the number names for the given numerals.

a. 25 - Twenty five

b. 39 - Thirty nine

c. 11 - Eleven

d. 40 - Forty

e. 47 - Forty seven

f. Q2. Fill in the missing numerals.

a	20	21	22	23	24	25
b	31	32	33	34	35	36
c	12	13	14	15	16	17
d	40	41	42	43	44	45

Q3. Fill in the blanks.

a. The numeral for Fifty is 50.

b. 0 comes before 1.

c. One more than 41 is 42.

d. 35 comes between 34 and 36.

e. The number before 29 is 28.

**Q4. Circle the greatest number in the given set.**

a.	10	27	39	8
----	----	----	----	---


b.	29	12	25	40
----	----	----	----	----

**Q5. Colour the smallest number in the given set.**

a.	15	12	20	22
----	----	----	----	----

b.	10	19	32	21
----	----	----	----	----

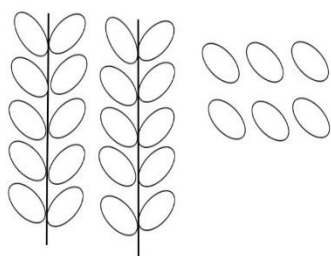
**Q6. Insert the correct symbol. (> < =)**



- a. 26 > 18      b. 30 = 30      c. 12 < 21  
 d. 22 < 42      e. 39 > 23      f. 29 = 29

**Q7. Count and write as Tens and Ones.**

a.

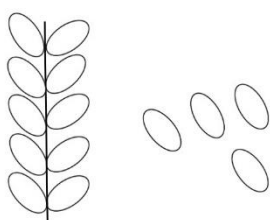


= 26

T O

26 = 2 tens and 6 ones  
 = 20 + 6

b.



= 14

T O

14 = 1 ten and 4 ones  
 = 10 + 4


**Q8. Arrange the numbers in ascending order. (small to big)**


a.	30	22	18	20
	18	20	22	30

b.	50	24	48	21
	21	24	48	50

c.	39	16	29	32
	16	29	32	39

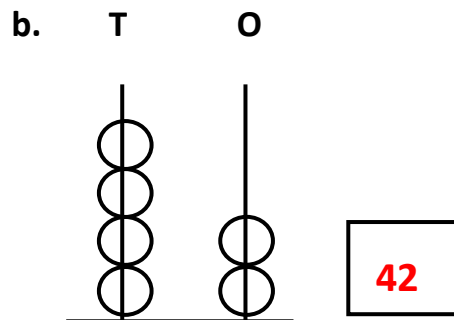
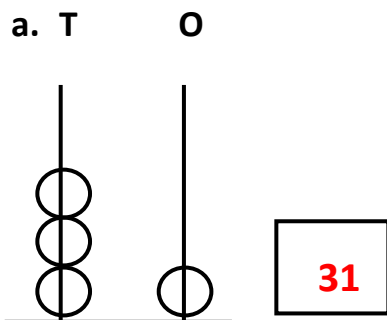
**Q9. Add the pictures of the objects and write it in the space provided.**

a.  +  = 6

b.  +  = 8

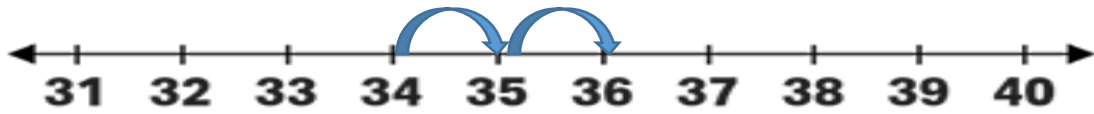
c.  +  = 16

**Q10. Count the beads on the abacus and write the number in the given box.**



Q11. Add on the number line.

a.  $34 + 2 = \underline{36}$



b.  $25 + 4 = \underline{29}$



c.  $12 + 3 = \underline{15}$



d.  $45 + 2 = \underline{47}$



Q12. Draw the beads on the abacus to show the number in the given box.

